

DERMAT
MEDICAL SUPPLIES

016/ 40 05 45

info@dermat.be

www.dermat.be





Dr. Mach
medical lighting+technology

Mach LED 8MC Mach LED 6MC

Operating light system
with LED technology

Operating light system
with LED technology





Wall panel

Operating light system Mach LED 8MC

Operating light system with 160,000 lux (1 m distance) and electronic focussing

- Options:**
- Shadow Management
 - Camera Preparation
 - Laserpointer
 - Communication
 - Mechanical Adjustment (larger light field diameter)
 - Wall Operation

Technical Data (1)

Mach LED 8MC light system

Light intensity at 1 meter distance
 Colour temperature
 Colour rendering index $R_a^{(2)}$
 Colour rendering index R_9 (red)
 Focussable size of the light field
 Working distance
 Diameter of the lamphead
 Temperature increase in the head area
 Electronic light intensity control at the lamphead
 Number of LEDs
 Life-span of the LEDs
 Total power consumption

Mach LED 8MC

160,000 lux
 3750 - 4750 kelvin
 98
 99
 19 - 30 cm ⁽³⁾
 70 - 160 cm
 66 cm
 0,5 °C
 standard
 99 (96 with camera preparation)
 60,000 h
 max. 82 W

(1) Further technical details in the data sheet of the lamp, available upon request
 (2) R_a is an average of R_1 = burnt pink, R_2 = mustard yellow, R_3 = yellow green, R_4 = light green, R_5 = turquoise blue, R_6 = skyviolet, R_7 = violet, R_8 = lilac. Maximum value = 100.
 (3) 19 - 36 cm with the option mechanical adjustment



Operating light system Mach LED 6MC

Operating light system with 140,000 lux (1 m distance) and electronic focussing

Options:

- Shadow Management
- Camera Preparation
- Laserpointer
- Communication
- Mechanical Adjustment (larger light field diameter)
- Wall Operation

Technical Data (1)


Mach LED 6MC light system

Light intensity at 1 meter distance	140,000 lux
Colour temperature	3750 - 4750 kelvin
Colour rendering index $R_a^{(2)}$	98
Colour rendering index R_9 (red)	99
Focussable size of the light field	18 - 30 cm ⁽³⁾
Working distance	70 - 160 cm
Diameter of the lamphead	58 cm
Electronic light intensity control at the lamphead	standard
Number of LEDs	69 (66 with camera preparation)
Life-span of the LEDs	60,000 h
Total power consumption	max. 92 W

Mach LED 6MC

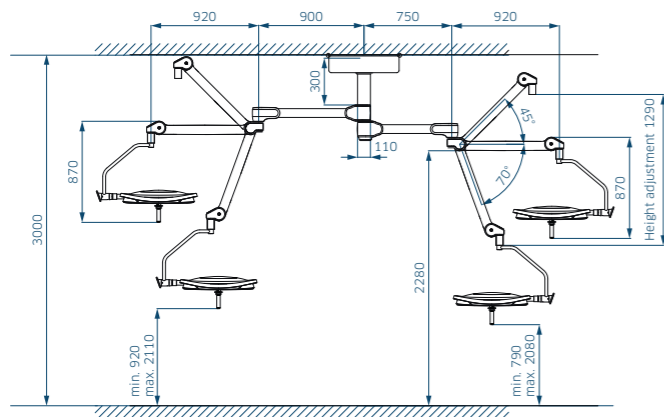
Light intensity at 1 meter distance	140,000 lux
Colour temperature	3750 - 4750 kelvin
Colour rendering index $R_a^{(2)}$	98
Colour rendering index R_9 (red)	99
Focussable size of the light field	18 - 30 cm ⁽³⁾
Working distance	70 - 160 cm
Diameter of the lamphead	58 cm
Electronic light intensity control at the lamphead	standard
Number of LEDs	69 (66 with camera preparation)
Life-span of the LEDs	60,000 h
Total power consumption	max. 92 W

- (1) Further technical details in the data sheet of the lamp, available upon request
- (2) R_a is an average of R_1 = burnt pink, R_2 = mustard yellow, R_3 = yellow green, R_4 = light green, R_5 = turquoise blue, R_6 = skyviolet, R_7 = violet, R_8 = lilac. Maximum value = 100.
- (3) 18 - 34 cm with the option mechanical adjustment

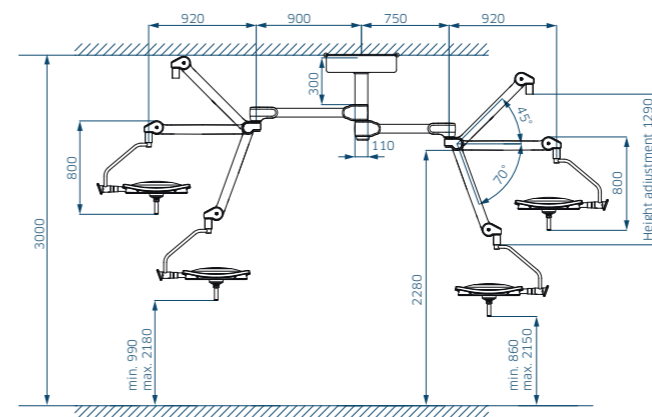



Mach LED 8MC / Mach LED 8MC

Mach LED 8MC / Mach LED 8MC



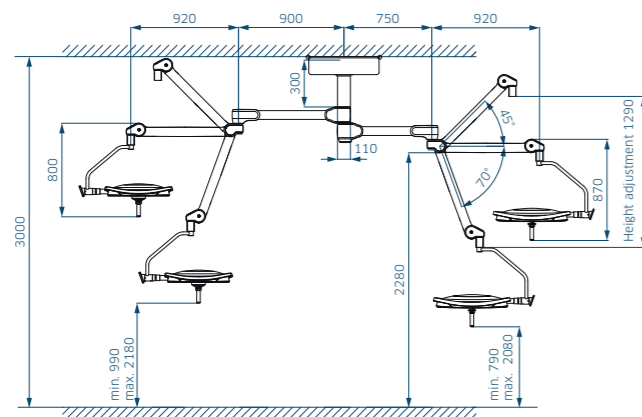
Mach LED 6MC / Mach LED 6MC



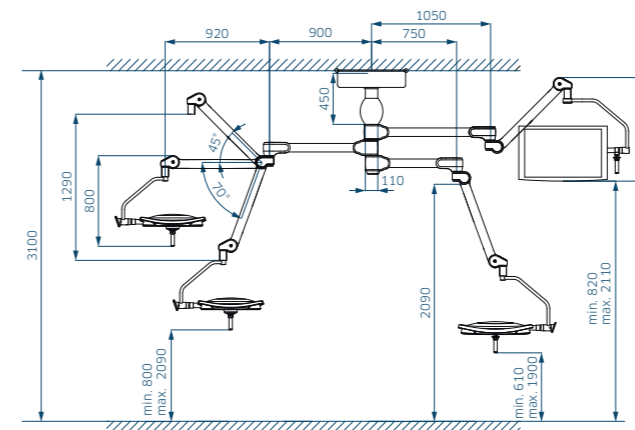


Mach LED 6MC / Mach LED 8MC

Mach LED 8MC / Mach LED 6MC



Mach LED 8MC / Mach LED 6MC / Monitor





Dr. Mach LED Technology

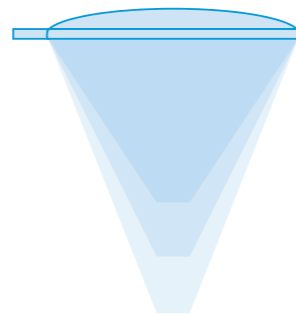
Close to perfect colour rendition

With colour rendering indexes $R_a = 98$ and R_9 (red) = 99 the surgeon recognizes clearly the tiniest nuances of colour in tissue and thus a close to perfect image. For recognizing the exact colour spectrum of the wound the exact rendition of the red colour range is essential. R_9 (red) = 99 means for the surgeon a visibly better recognition of details. The colour spectrum of the wound is rendered naturally with rich contrast. The OT-light clearly provides welcome relief for your eyes.



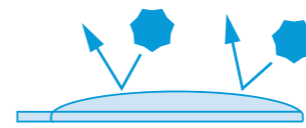
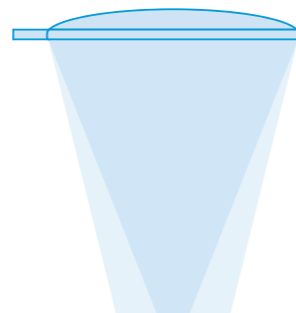
Outstanding depth illumination

One of the highlights of the new Mach LED 6MC and the new Mach LED 8MC is the cascade system. Different lens types are used in this system. These lenses have their focusing at 70, 100 and 130 cm. With this technology, a vertical focusing of the light beam throughout the depth of the wound canal can be achieved. As a result of this, it is no longer necessary for the surgeon to manually adjust the operation light field at the operating site.



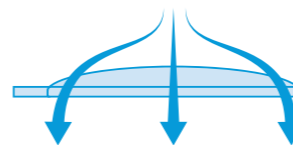
Large focussing range

The light field can be focused by turning the handle. The focussable light beam allows a punctual illumination of deepest wound channels with high intensity and an exact matching of the light field diameter with the size of the surgical requirements. The focusing is achieved by means of both a mechanical (optional) and electrical adjustment. The brightness of the light field remains constant.



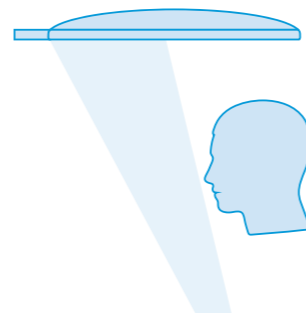
Antibacterial coating

To improve hygiene in the OR to a maximum, the operating lights of the new generation have a closed, easy-to-clean surface. In addition, they have an antimicrobial coating, which prevents the growth of microorganisms and thus helps to avoid infections.



Ideal flow properties

During development high attention was paid to the performance of the new LED OT-lights in laminar-flow ceiling systems.



Automatic shadow management

A further innovation is the shadow management, which is rendered possible by numerous sensors in the light. Any cluster that has its light disturbed by the surgeon is automatically turned off. At the same time, the other light clusters increase intensity in order to compensate for the shadow. Even with the surgeon continuously changing position, the light field remains homogeneously illuminated, without the need for manual adjustment of the light.

Dr. Mach GmbH & Co. KG

Flossmannstraße 28
85560 Ebersberg
Germany

Phone: +49 (0) 8092 / 20 93-0

Fax: +49 (0) 8092 / 20 93-50

E-mail: info@dr-mach.de

Please visit our website www.dr-mach.com

Mach LED 8MC video:

