




**Dr. Mach**  
medical lighting + technology

## Mach LED 300

OT-light with LED technology



MACH LED 300



016/ 40 05 45  
info@dermat.be  
www.dermat.be





### Operating light system Mach LED 300DF SC

Operating light system with 160,000 lux (1 m distance), mechanical and electronic focussing

### Operating light system Mach LED 300DF SC with spot

Operating light system with 160,000 lux (1 m distance), mechanical and electronic focussing

### Operating light system Mach LED 300 MC

Operating light system with 160,000 lux (1 m distance), color temperature adjustment

**Options:** Retrofitting camera  
Remote control



### Technical data (1)

#### Mach LED 300 OT-light system (2)

Light intensity at 1 meter distance  
Colour temperature  
  
Colour rendering index  $R_a^{(3)}$   
Focussable size of the light field  
Working distance  
Diameter of the lamphead  
Temperature increase in the head area  
Electronic light intensity control at the lamphead  
Number of LEDs  
Life-span of the LEDs  
Total power consumption

LED 300DF SC	LED 300DF SC Spot	LED 300MC
160.000 lux	160.000 lux	160.000 lux
4500 Kelvin	4500 Kelvin	3750, 4000, 4250, 4500, 4750 Kelvin
95	95	97
17 - 27 cm	17 - 25 cm	18 - 30 cm
70 - 150 cm	70 - 150 cm	70 - 150 cm
55 cm	55 cm	55 cm
0,5 °C	0,5 °C	0,5 °C
100 - 28 %	100 - 28 %	100 - 28 %
36	37	36
60,000 h	60,000 h	60,000 h
37 W	32 W	37 W

(1) Further technical details in the data sheet of the lamp, available upon request

(2) External power supply

(3)  $R_a$  is an average of  $R_1$  = burnt pink,  $R_2$  = mustard yellow,  $R_3$  = yellow green,  $R_4$  = light green,  $R_5$  = turquoise blue,  $R_6$  = skyviolet,  $R_7$  = violet,  $R_8$  = lilac. Maximum value = 100.



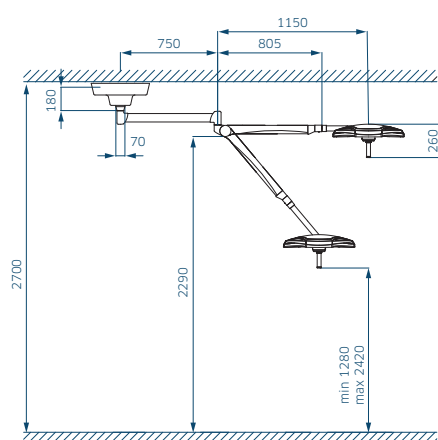


Mach LED 300MC

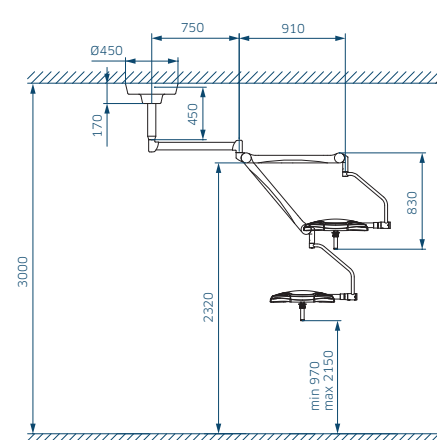


Mach LED 300DF SC

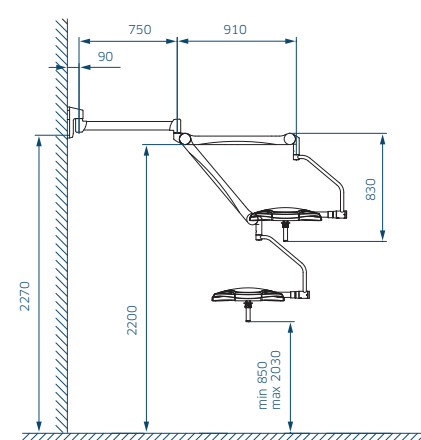
#### Ceiling fixation low ceiling



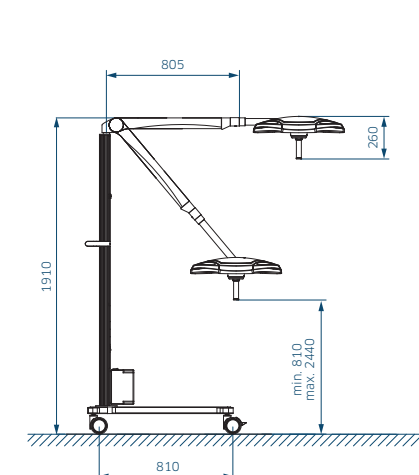
#### Ceiling fixation



#### Wall fixation

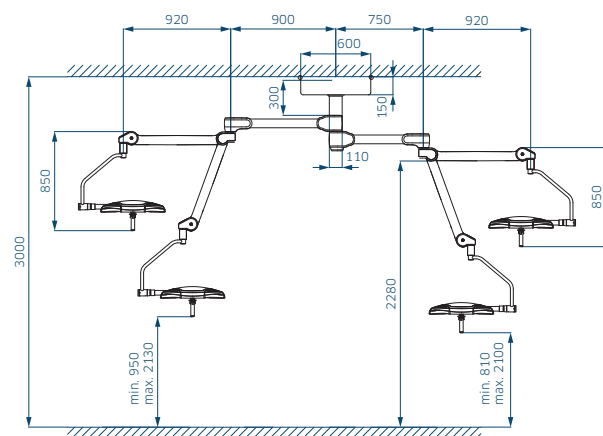


#### Mobile light



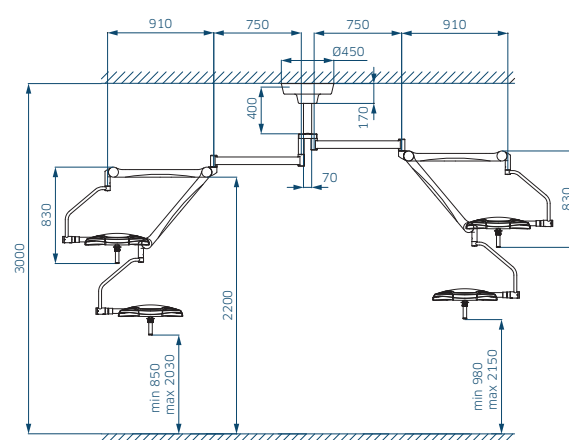



Ceiling fixation heavy central axis





Ceiling fixation standard axis






## Dr. Mach LED Technology


### Superiour colour rendition

With colour rendering indexes  $R_a = 95$  and  $R_9(\text{red}) = 94$  the surgeon recognizes clearly the tiniest nuances of colour in tissue. For recognizing the exact colour spectrum of the wound the exact rendition of the red colour range is essential.  $R_9(\text{red}) = 94$  means for the surgeon a visibly better recognition of details. The colour spectrum of the wound is rendered naturally with rich contrast. The OT-light clearly provides welcome relief for your eyes.



### Facetted multi-lens system

A multitude of computer-calculated facetted lenses guarantees homogeneity and lowest shadiness in the light field. Separately arranged optical systems, with one LED module, generate their own light field, which increases the contrast effect of the OT-light.



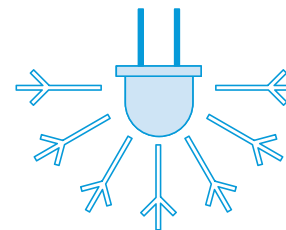
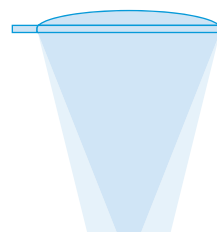
### Merging of the individual luminous fields

By turning of the sterilizable handle the LED-clusters with 12 lenses each swivel. The single light fields can be joined and overlap to one field with increased light intensity.



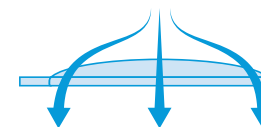
### Focussing

By turning of the adjustment ring at the sterilizable handle the light field diameter created by the single LED clusters can be varied. This allows a punctual illumination of deepest wound channels with high intensity and an exact matching of the light field diameter with the size of the surgical requirement.



### Cool light

The LED technology is much more effective than conventional light sources such as halogen bulbs. The heat radiation is reduced to a minimum without using any expensive filter technique. The temperature increase in the surgeon's head area is almost non-existent.




### Flow properties

During development high attention was paid to the performance of the new LED OT-lights in laminar-flow ceiling systems.



### Easy maintenance

With only a few steps the lamp housings can be opened to have access to all system components. Due to their modularity all components can be easily exchanged. The housings are easy to clean.



### Photobiological safety

The photobiological safety standard DIN EN 62471 is met and so there is no risk for the human eye even during very long and intensive use of the OT light.

---

**Dr. Mach GmbH & Co. KG**

Flossmannstraße 28  
85560 Ebersberg  
Germany

Phone: +49 (0) 8092 / 20 93-0

Fax: +49 (0) 8092 / 20 93-50

E-mail: [info@dr-mach.de](mailto:info@dr-mach.de)

Please visit our website [www.dr-mach.de](http://www.dr-mach.de).