



OPTIMAL CONTROL BETTER PROTECTION

THE HEALTH HAZARDS OF ELECTROSURGERY
IN THE PHYSICIAN'S OFFICE



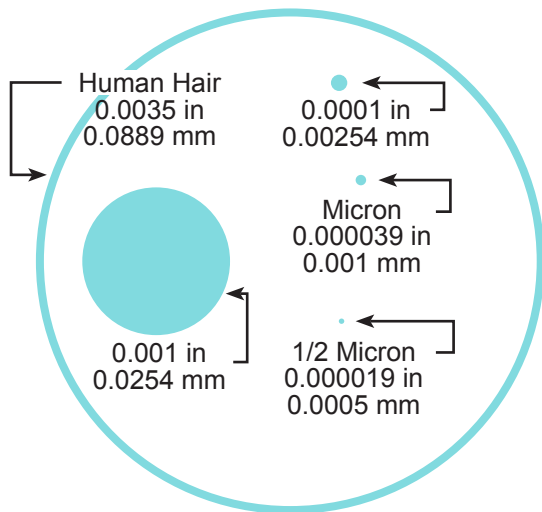
THE **Bovie**® SMOKE EVACUATION SOLUTION

THE SMOKE PLUME CHALLENGE

- **80%** of surgeries worldwide use electrosurgery
- Smoke plume is created in **95%** of these procedures
- Electrosurgery is the standard-of-care in the O.R., the surgery center and the physician's office, putting healthcare workers at risk to **biological, physical and chemical hazards**
- Smoke evacuation is not typically used in the physician's office due to financial and/or space **limitations**



Multiple commissions and associations have established guidelines for addressing surgical smoke, with some states having passed legislation to make smoke evacuation mandatory



Hazardous Components	Size (microns)
Atmospheric dust	0.001 - 40
Bacteria	0.3 - 60
Bone dust	3 - 300
Household dust	0.05 - 100
Human Hair	40-300
Human Immunodeficiency Virus (HIV)	0.1
Human Papilloma Virus (HPV)	2.75
Human sneeze	10 - 100
Red blood cells	5 - 10
Smoke from natural materials	0.01 - 0.1
Smoke from synthetic materials	1 - 50
Viruses	0.005 - 0.3

THE BOVIE® SMOKE EVACUATION SOLUTION



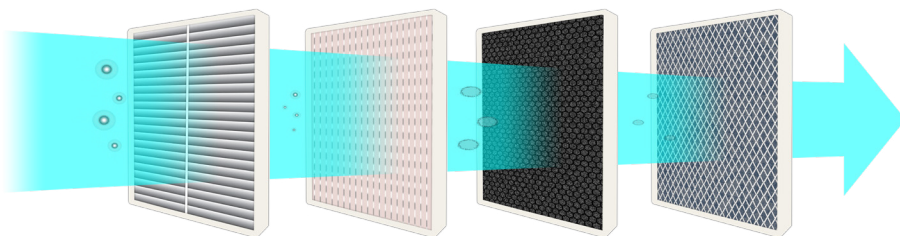
INTRODUCING THE NEW BOVIE® SMOKE SHARK® III

- Uniquely designed for the physician's office
- Specifically intended for shorter (<15 minutes) procedures
- Reduces biological, physical and chemical hazards present in electrosurgical smoke plume
- Minimal noise level with efficient filtration
- Filter life tracking technology
- Hand-operated activation for maximizing filter life



4-Stage ULPA Filtration

99.999%

efficient in trapping 0.1-0.2 μm particulates and micro-organisms



Bovie® Smoke Shark® III & High Frequency Dessicator (shown to scale)



Smoke Protection

- 3/8" port filtration tubing connection
- 2-year warranty

Size

- Lightweight and compact for simplified operation, storage and portability; 9.4" (23.9 cm) wide x 7.1" (18 cm) tall x 6.1" (15.5 cm) deep
- Ultra-quiet motor (<55 dB) provides powerful vacuum for efficient smoke evacuation

Economical

- Accommodates SharkSkin smoke evacuation pencil adapter to work with most pencils
- Multi-procedure filter (SF06) provides up to 6 hours of performance
- Smart Shark remote activation switch maximizes filter life



SMOKE SHARK® III

UNIQUELY DESIGNED FOR THE PHYSICIAN'S OFFICE



Feature	Smoke Shark III	Smoke Shark II
Smaller footprint for ease of use, transportation and storage in facilities where space is at a premium	Y	
Filter life designed for multiple, shorter procedures	Y	
Lower cost for facilities with limited financial resources	Y	
ESU Sensor Activation switch included to maximize filter life	Y	
Ultra-quiet vacuum to gather smoke plume (<55dB)	Y	Y
ULPA filter to remove and trap 0.1-0.2µm particles and micro-organisms at 99.999% efficiency	Y	Y

SYSTEM INCLUDES

Multi-procedure 6-hour filter	Smart Shark remote activation switch for filter life optimization	SharkSkin smoke evacuator pencil adapter (with 10' tubing)
		
Included (2-Pack Sold Separately)	Included	Individual unit included (Box of 20 Sold Separately)

Bovie® Smoke Shark® III System

CODE	DESCRIPTION
SE03-120	Smoke Shark® III 120V unit
SE03-220	Smoke Shark® III 220V unit

Accessories

CODE	DESCRIPTION
SF06	Smoke Shark® III Filter 2-Pack (non-sterile)
SERS2	Smart Shark remote activation switch
SS95	SharkSkin smoke evacuation pencil adapter with 3/8" x 10' Tubing (20/bx, packaged sterile individually)

CALL YOUR SYMMETRY SURGICAL SALES REPRESENTATIVE, LEARN MORE AT SYMMETRYSURGICAL.COM OR CALL 1-800-251-3000.

3034 Owen Drive | Antioch, TN 37013 | 615.883.9090 | 800.251.3000 | customerservice@symmetrysurgical.com | symmetrysurgical.com

©2020 Symmetry Surgical, Inc. All rights reserved. SM0093
08.07.20V1