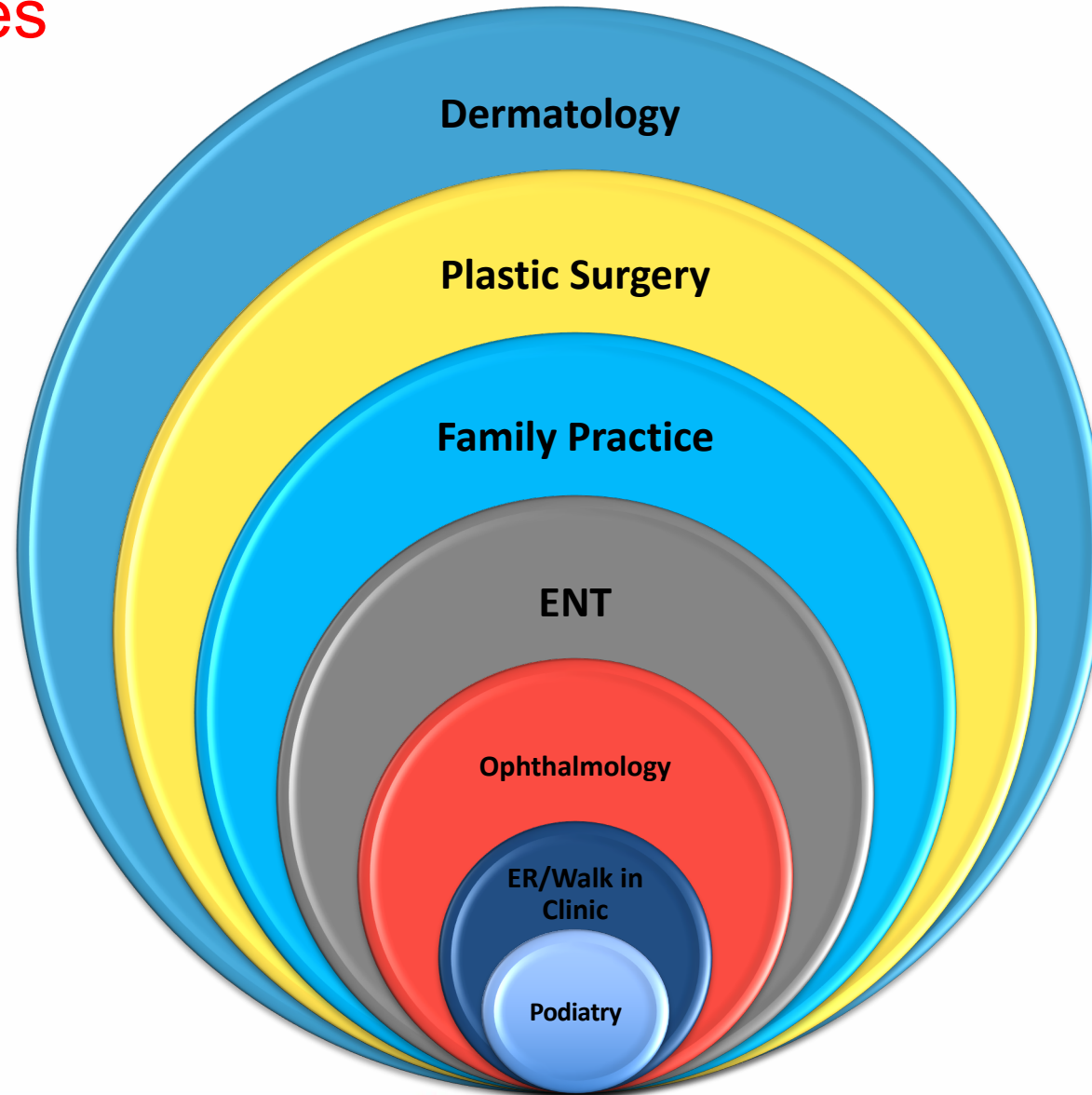




Bovie® Derm 942 & Bovie® Bantam|PRO A952 Product Training

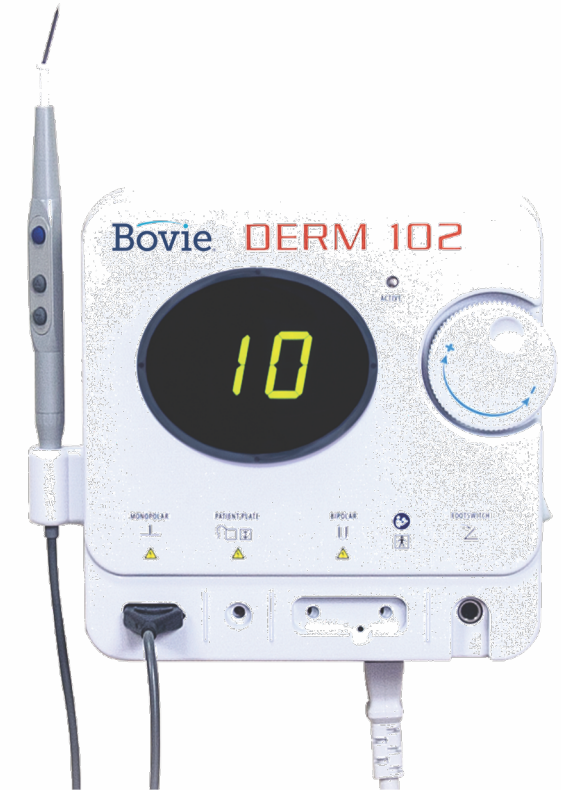
Market Opportunities



DERM 102 Features

Features and Benefits

- Adjust from 0.1 – 10 watts for higher resolution, with plenty of power for minor procedures (skin tags, benign/pre-malignant lesions)
- 3-button pencil for cost effective power adjustment and activation with or without the optional footswitch
- Digital Error Detection for continuous monitoring and instant disabling of the output at the sign of any problem
- Ground reference unit – no grounding pad is required as patient's resistance is enough



Derm 942 Features

Power Output Control Dial
Turn clockwise to increase power and counterclockwise to decrease power.

Large Power Display

3-Button Autoclavable Hand piece
Finger-tip control of the power output settings


Power Switch
ON/OFF switch

Footswitch
Footswitch receptacle

Bipolar Cord
Optional bipolar cord receptacle

Patient Plate (optional)
Grounding plate receptacle

Bipolar Cord
Optional bipolar cord receptacle (dual plug)



DERM A942

Features and Benefits

- Adjust from 0.1 – 40 watts for higher resolution in bipolar mode, with plenty of power for minor procedures (skin tags, benign/pre-malignant lesions)
- 3-button pencil for cost effective power adjustment and activation with or without the optional footswitch
- Digital Error Detection for continuous monitoring and instant disabling of the output at the sign of any problem
- Ground reference unit – no grounding pad is required as patient's resistance is enough



Features: A940 vs DERM 942



	A940	A942
Max Wattage	40 Watts	40 Watts
Footpedal	A803	A803
Bipolar Cord	A827BP	A827V
Pencil	A901	A902

Incl. Accessories: A940 vs DERM 942

A940	A942
<p>A940 (1) electrosurgical generator A901 (1) 3-Button Autoclavable Hand piece A804 (50) non-sterile sharp dermal tips A806 (50) non-sterile blunt dermal tips A837 (1) wall mount kit 110 VAC Hospital-grade power cord 220 VAC Hospital-grade power cord User's guide (MC-55-173-001)</p>	<p>A942 (1) electrosurgical generator A902 (1) 3-Button Autoclavable Hand piece A804 (5) non-sterile sharp dermal tips A805 (2) sterile sharp dermal tips A806 (5) non-sterile blunt dermal tips A807 (2) sterile blunt dermal tips A806DE (2) non-sterile DERM-Elite™ Premium blunt dermal tips A807DE (2) sterile DERM-Elite Premium blunt dermal tips A910ST (2) sterile disposable hand piece sheath A910 (2) non-sterile disposable hand piece sheath A837 (1) wall mount kit 110 VAC Hospital-grade power cord User's guide (MC-55-239-001)</p>

The Competition



*There is only one Hyfrecator...
and they haven't updated in
years!!!*

- 35 Watts
- Lo Power to Hi Power Switch
EXTRA STEP!
- Separate foot-control pencil
EXTRA STEPS & MONEY!

Change Power Advantage



Conmed Hyfrecator[®]
requires 4 steps to go
from Lo to Hi

Rotary Dial

**ONE STEP
NOT FOUR**



Power Control
Handpiece

Foot Control Advantage



The Conmed Hyfrecator requires 6 step and special handpiece to use the foot control option!

ONE STEP
NOT SIX
no additional
handpiece



Competitor

- Only Competitor is ConMed Hyfrecator
- Requires 6 steps
- Special handpiece to use foot control option
- Old looking model



The Conmed Hyfrecator requires 6 step and special handpiece to use the foot control option!

Procedural Video

- Basal Cell removal A942 2.0 5.0 watts a805
 - <https://www.youtube.com/watch?v=TdSToUqzZ3E>
 - :06, 1:45 to 2:14, 4:05 to 4:20, and 5:13
 - Removal of a Nevi A942 or A952 A805
 - <https://www.youtube.com/watch?v=WxgDGOnpYuw>
 - :39, 4:30 to 5:30, and 13:57
 - Sebaceous Hyperplasia oil glands 3.0 to 4.0 watts a805
 - <https://www.youtube.com/watch?v=dBP-Ptvnqsk>
 - :33 to :59
 - Skin tag Removal 1.0 to 3.0 watts A805
 - <https://www.youtube.com/watch?v=oUYhWPTgtao>
 - :53 to 1:12 and 1:14 to 1:20
 - pyogenic granuloma 5.0 to 10 watts a807
 - <https://www.youtube.com/watch?v=0LR9lZK3feo>
 - :19, :37 to 2:22
-
- Epilation by Themolysis .5 to 2.0 watts

A952 Bantam|PRO

Power Output Control Dial

Turn clockwise to increase power and counterclockwise to decrease power.

Large Power Display

Power Switch ON/OFF switch

Footswitch

Footswitch receptacle

Bipolar Cord

Optional bipolar cord receptacle

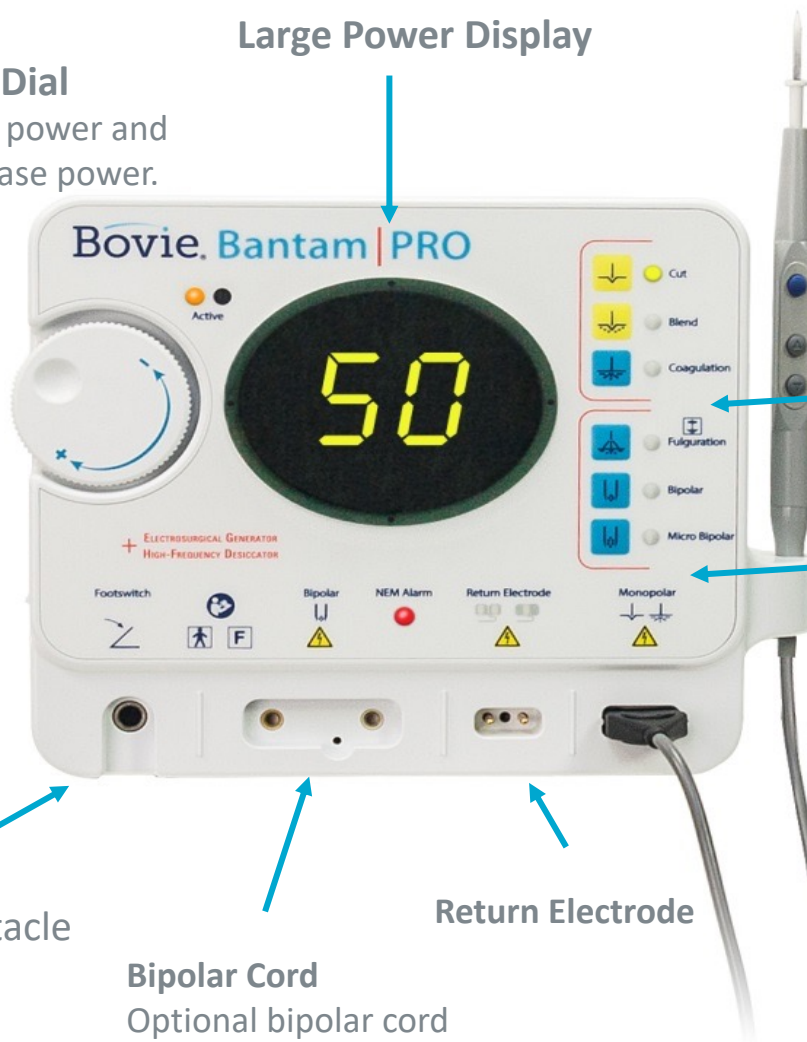
Return Electrode

3-Button Autoclavable Hand piece

Finger-tip control of the power output settings

Cut, Blend, Coagulation Mode with light indicator

Fulguration, Bipolar and Micro Bipolar Mode with light indicator

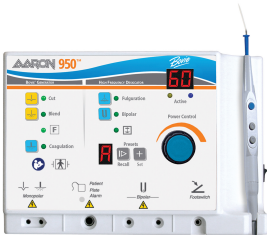


A952 Bantam|PRO



- 50 watts High Frequency Desiccator
- ½ desiccator, ½ generator
- Adjustable in 1/10th watt increments within first 10 watts
- No grounding pad required when working in the desiccation mode
- Improved Cut & Blend Mode for more flat for constant power curves
- Bovie NEM™ pad sensing technology which monitors the return electrode for optimum patient protection
- Improved coagulation mode and will have a slightly deeper pin-point tissue effect compared with the surface fulguration effect.

Features: A950 vs A952 Bantam|PRO



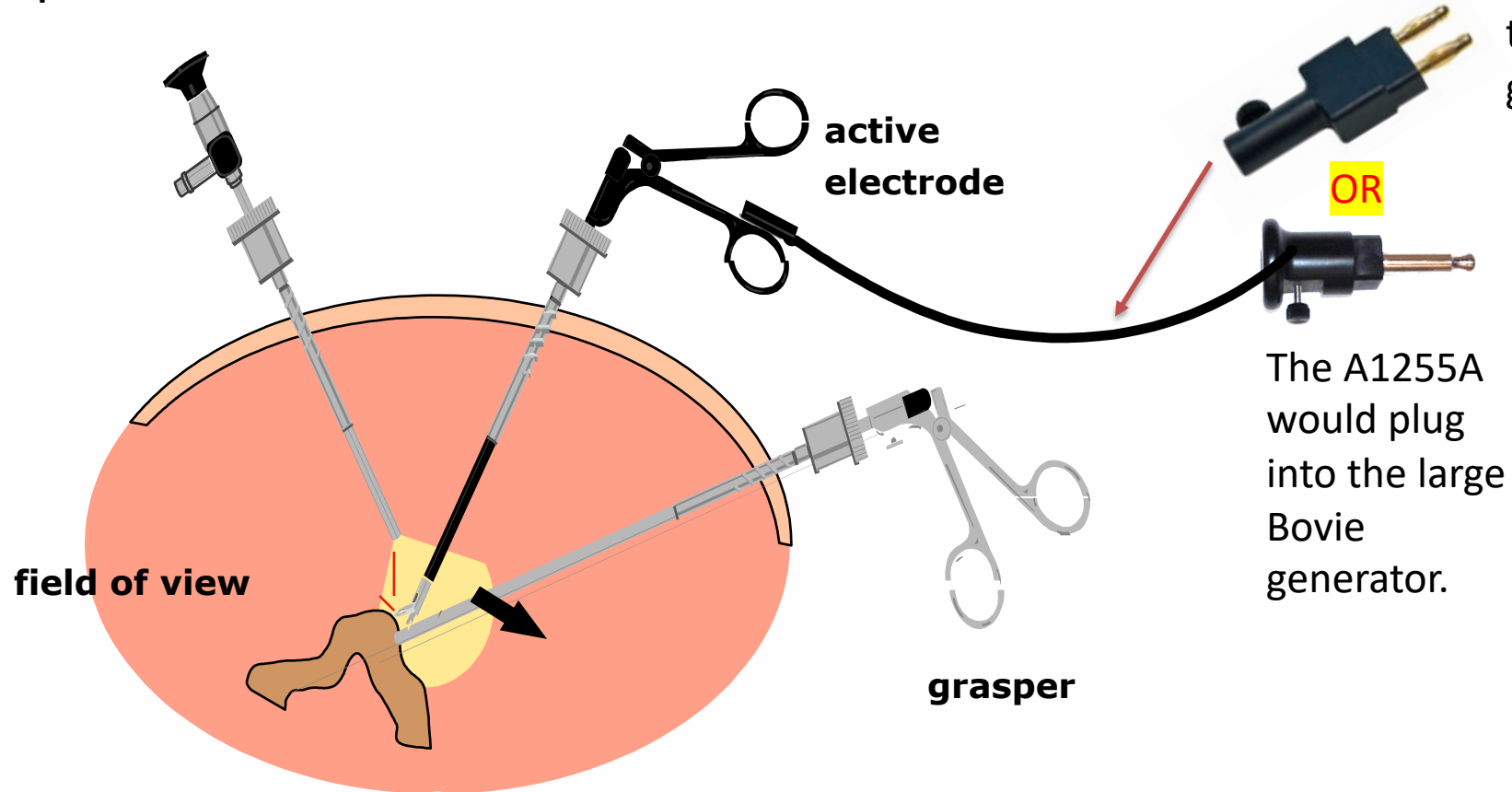
	A950	A952
Max Wattage	60 Watts	50 Watts
Footpedal	A1203 or A1203W	A803
Bipolar Cord	A827BP	A827V
Grounding	<ul style="list-style-type: none">• Medical<ul style="list-style-type: none">– Cord: A1202C– Pad: A1202/ESRS• Veterinary<ul style="list-style-type: none">– Cord: A1204C– Plate: A1204P	<ul style="list-style-type: none">• Medical<ul style="list-style-type: none">– Cord: A1252C– Pads: A1202/ESRS, ESRE, ESRSC, ESREC• Veterinary<ul style="list-style-type: none">– Cord: A1254C– Plate: A1204P
Pencil	A901	A902

Incl. Accessories: A950 vs A952 BantamPRO

A950	A952
<p>A950 (1) electrosurgical generator</p> <p>A901 (1) hand piece</p> <p>A910 (10) non-sterile disposable hand piece sheaths</p> <p>ES01 (3), ES02 (1), ES20 (1) sterile - disposable - electrodes</p> <p>A804 (50) non-sterile sharp dermal tips</p> <p>A806 (50) non-sterile blunt dermal tips</p> <p>A1202C (1) reusable grounding cord</p> <p>A1202 (5) disposable split grounding pads</p> <p>A837 wall mount kit</p> <p>110 VAC Hospital-grade power cord</p> <p>220 VAC Hospital-grade power cord</p> <p>User's guide (MC-55-055-001)</p>	<p>A952 (1) electrosurgical generator</p> <p>A902 (1) hand piece</p> <p>A910 (2) non-sterile disposable hand piece sheaths</p> <p>A910ST (2) sterile disposable hand piece sheaths</p> <p>ES01 (3), ES02 (1), ES20 (1) sterile - disposable - electrodes</p> <p>A804 (5), A806 (5), A806DE (2) disposable non-sterile dermal tips</p> <p>A805 (2), A807 (2), A807DE (2) disposable sterile dermal tips</p> <p>A1252C (1) reusable grounding cord</p> <p>ESRE (5) disposable split grounding pads</p> <p>A837 wall mount kit</p> <p>110 VAC Hospital-grade power cord</p> <p>User's guide (MC-55-238-001)</p>

Laparoscopic Use

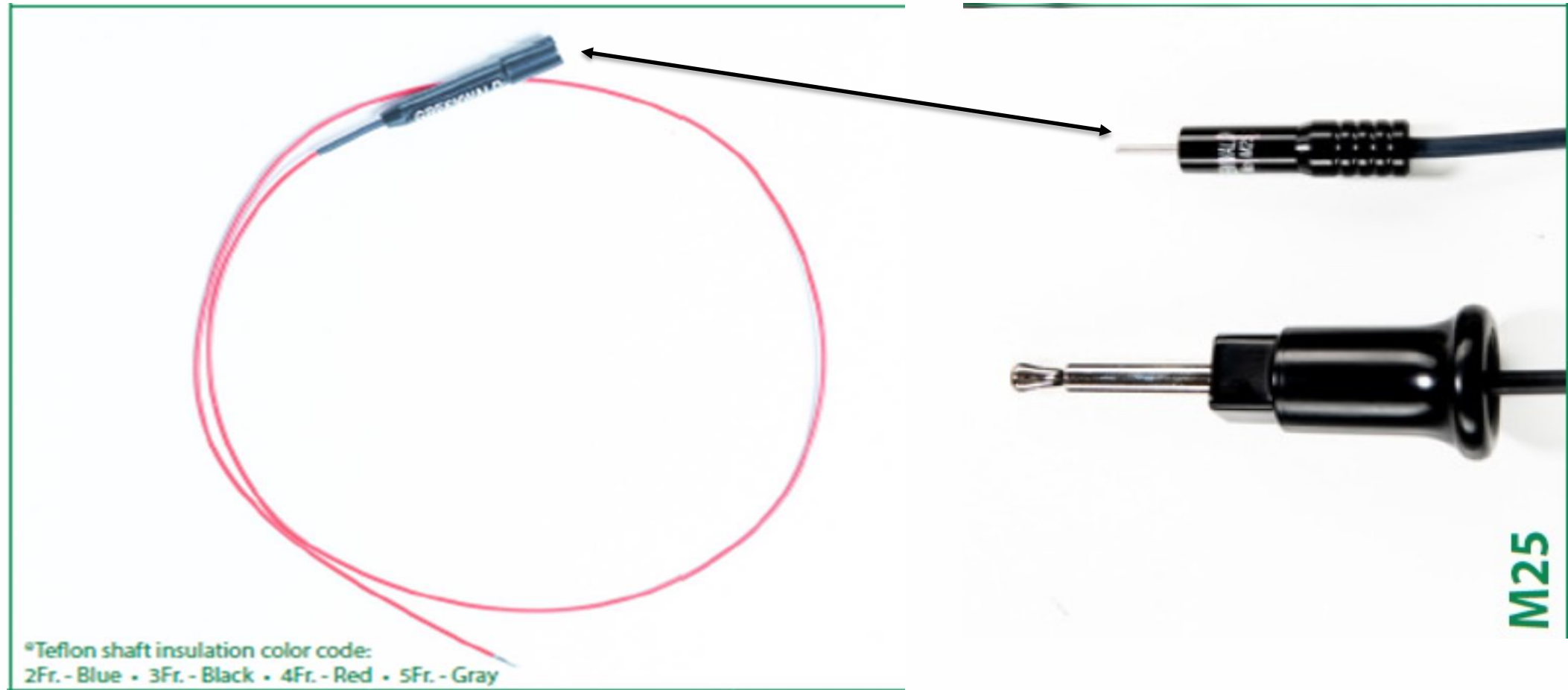
Lap/endo/cysto
scope



The A1205A
would plug into
the small Bovie
generator.

The A1255A
would plug
into the large
Bovie
generator.

Greenwald Surgical Urology Bugbee Active cords



SharkSkin Smoke Evacuation Adaptor

Features and Benefits

- SS95 – SharkSkin Electrosurgery Pencil Adapter with 3/8" x 10' Tubing (20/BX)
- Transforms electrosurgical pencil into a device that captures smoke plume at the surgical site
- Provides economic and ergonomic option that attaches quickly and easily and does not significantly increase the overall pencil diameter
- Fits reusable electrosurgical pencils (also extendable single-use Olsen®) making it a great option with DERM ESUs

